
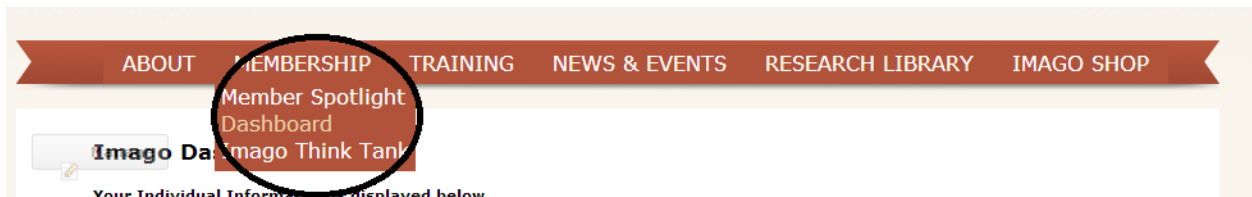


## Checking your Addresses

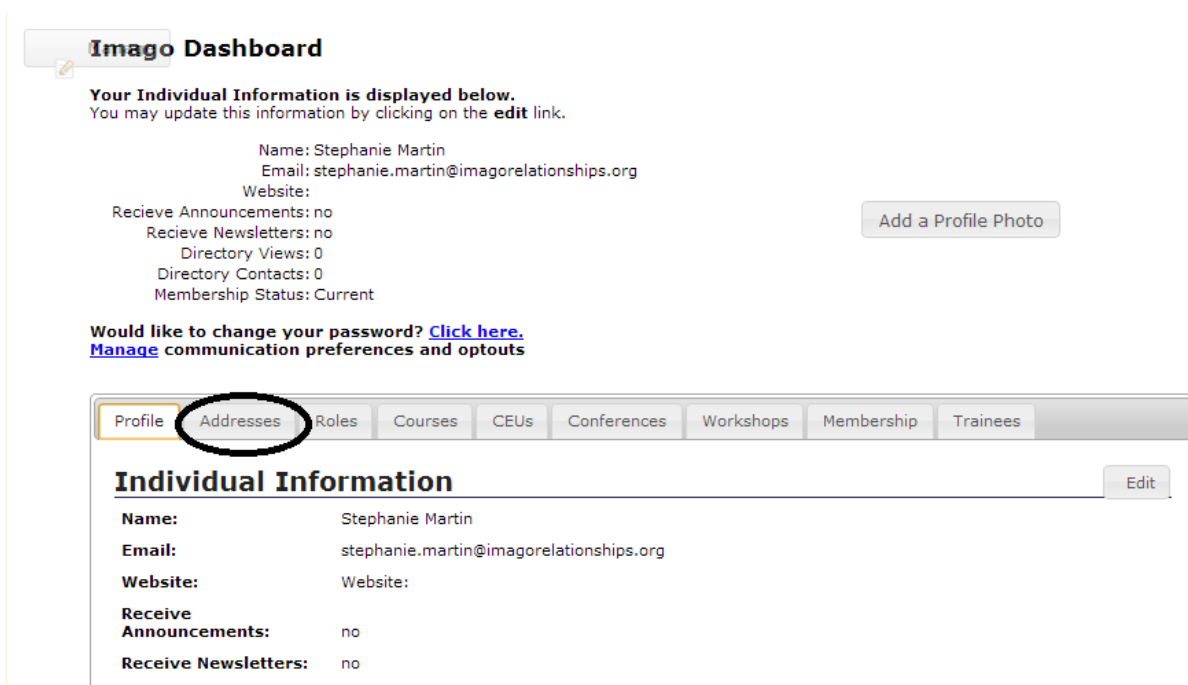
1. Log into the website:



2. Hover over the "Membership" tab and click "Dashboard" in the dropdown menu.



3. Click the "Addresses" tab in the dashboard:



4. Click on the address that is there to open an editing box.

**Your Individual Information is displayed below.**  
You may update this information by clicking on the **edit** link.

Name: Stephanie Martin  
Email: stephanie.martin@imagorelationships.org  
Website:  
Recieve Announcements: no  
Recieve Newsletters: no  
Directory Views: 0  
Directory Contacts: 0  
Membership Status: Current

[Add a Profile Photo](#)

Would like to change your password? [Click here.](#)  
[Manage](#) communication preferences and optouts

Profile | **Addresses** | Roles | Courses | CEUs | Conferences | Workshops | Membership | Trainees

**Address Information**  
Feel free to click on any of the links below to add/edit your address, phone or fax information.  
- Your primary contact information is marked with a ✓  
- Information in **bold** is currently visible in the directory.

	Business Name	Addresses	Phone	Fax
Office 1		<b>2365 Harrodsburg Rd Ste A325 Lexington KY 40504-3366 ✓</b>	859.226.4242 ✓	+
Office 2		+	+	+
Office 3		+	+	+

5. Here is where you can determine whether or not you would like that address to show up on the website. If you would like to have this address viewable to the public on the Imago website, check the box for PUBLISH. Don't forget to press "Save" once you are done making changes.

Edit - Address - Google Chrome

apps.imagorelationships.org/eweb/DynamicEditModal.aspx?modal=yes&formkey=a

**Edit - Address**

**Address Information**

customer: Martin Stephanie

**address type:** Office 1 Display for others?

business name:

**address line 1:**

address line 2:

address line 3:

**city & state:** Lexington

Kentucky

**country:** UNITED STATES

zip: 40504-3366

This is my mailing address

**PUBLISH (Show this address to the public)**

change reason: